







## DIS-VECS Quick Reference Card

v2.2, Updated 04/14/2023

Vessel Document	Data Fields <small>(Lines in body of e-mail)</small>	Notes	Attachment File Name <small>(Acceptable file format include: .jpg, .gif, .png, .docx, .xlsx, or .pdf)</small>	Click hyperlink for Desktop Template / Scan QR Code for Mobile Template
<b>SAFETY CONSTRUCTION CERTIFICATE</b>	START_DATA	MUST BE FIRST LINE IN EMAIL BODY	<b>CBP140-NNNNNNNSOLAS_1</b>	<a href="#">SAFETY CONSTRUCTION CERTIFICATE</a> 
	AGENCY_CD=COM			
	TRANSMITTER_NAME=	VESSEL AGENCY NAME		
	CERTIFICATE_NUMBER=	ID NUMBER OF CERTIFICATE OF DOCUMENT		
	ISSUE_DATE=	FORMAT: MM/DD/YYYY		
	EXPIRATION_DATE=	FORMAT: MM/DD/YYYY		
	POC_INFO=	NAME / PHONE NUMBER		
	END_DATA	MUST BE LAST LINE IN BLOCK OF DATA		
<b>SAFETY EQUIPMENT CERTIFICATE</b>	START_DATA	MUST BE FIRST LINE IN EMAIL BODY	<b>CBP141-NNNNNNNSOLAS_2</b>	<a href="#">SAFETY EQUIPMENT CERTIFICATE</a> 
	AGENCY_CD=COM			
	TRANSMITTER_NAME=	VESSEL AGENCY NAME		
	CERTIFICATE_NUMBER=	ID NUMBER OF CERTIFICATE OF DOCUMENT		
	ISSUE_DATE=	FORMAT: MM/DD/YYYY		
	EXPIRATION_DATE=	FORMAT: MM/DD/YYYY		
	POC_INFO=	NAME / PHONE NUMBER		
	END_DATA	MUST BE LAST LINE IN BLOCK OF DATA		
<b>RADIO CERTIFICATE</b>	START_DATA	MUST BE FIRST LINE IN EMAIL BODY	<b>CBP142-NNNNNNNSOLAS_3</b>	<a href="#">RADIO CERTIFICATE</a> 
	AGENCY_CD=COM			
	TRANSMITTER_NAME=	VESSEL AGENCY NAME		
	CERTIFICATE_NUMBER=	ID NUMBER OF CERTIFICATE OF DOCUMENT		
	ISSUE_DATE=	FORMAT: MM/DD/YYYY		
	EXPIRATION_DATE=	FORMAT: MM/DD/YYYY		
	POC_INFO=	NAME / PHONE NUMBER		
	END_DATA	MUST BE LAST LINE IN BLOCK OF DATA		
<b>DANGEROUS GOODS COMPLIANCE</b>	START_DATA	MUST BE FIRST LINE IN EMAIL BODY	<b>CBP143-NNNNNNNSOLAS_4</b>	<a href="#">DANGEROUS GOODS COMPLIANCE</a> 
	AGENCY_CD=COM			
	TRANSMITTER_NAME=	VESSEL AGENCY NAME		
	CERTIFICATE_NUMBER=	ID NUMBER OF CERTIFICATE OF DOCUMENT		
	ISSUE_DATE=	FORMAT: MM/DD/YYYY		
	EXPIRATION_DATE=	FORMAT: MM/DD/YYYY		
	POC_INFO=	NAME / PHONE NUMBER		
	END_DATA	MUST BE LAST LINE IN BLOCK OF DATA		

**Notes:**

\*To: docs@cbp.dhs.gov

\*Subject: CAT=GEN; IMO\_NBR=NNNNNNN; ACTION=ADD

-NNNNNNN represents the IMO number.





+Replace NNNNNNN in the filename, email subject, and email body with your vessel's IMO.

^Characters placed after END\_DATA will be ignored by the DIS server. They may assist you as notes.



## DIS-VECS Quick Reference Card

v2.2, Updated 04/14/2023

Vessel Document	Data Fields <small>(Lines in body of e-mail)</small>	Notes	Attachment File Name <small>(Acceptable file format include: .jpg, .gif, .png, .docx, .xlsx, or .pdf)</small>	Click hyperlink for Desktop Template / Scan QR Code for Mobile Template
<b>SHIP SECURITY</b>	START_DATA	MUST BE FIRST LINE IN EMAIL BODY	<b>CBP144-NNNNNNNSOLAS_5</b>	<a href="#">SHIP SECURITY</a> 
	AGENCY_CD=COM			
	TRANSMITTER_NAME=	VESSEL AGENCY NAME		
	CERTIFICATE_NUMBER=	ID NUMBER OF CERTIFICATE OR DOCUMENT		
	ISSUE_DATE=	FORMAT: MM/DD/YYYY		
	EXPIRATION_DATE=	FORMAT: MM/DD/YYYY		
	POC_INFO=	NAME / PHONE NUMBER		
	END_DATA	MUST BE LAST LINE IN BLOCK OF DATA		
<b>SAFETY MANAGEMENT CERTIFICATE</b>	START_DATA	MUST BE FIRST LINE IN EMAIL BODY	<b>CBP145-NNNNNNNSOLAS_6</b>	<a href="#">SAFETY MANAGEMENT CERTIFICATE</a> 
	AGENCY_CD=COM			
	TRANSMITTER_NAME=	VESSEL AGENCY NAME		
	CERTIFICATE_NUMBER=	ID NUMBER OF CERTIFICATE OR DOCUMENT		
	ISSUE_DATE=	FORMAT: MM/DD/YYYY		
	EXPIRATION_DATE=	FORMAT: MM/DD/YYYY		
	POC_INFO=	NAME / PHONE NUMBER		
	END_DATA	MUST BE LAST LINE IN BLOCK OF DATA		
<b>LOAD LINE CERTIFICATE</b>	START_DATA	MUST BE FIRST LINE IN EMAIL BODY	<b>CBP146-NNNNNNNLL</b>	<a href="#">LOAD LINE CERTIFICATE</a> 
	AGENCY_CD=COM			
	TRANSMITTER_NAME=	VESSEL AGENCY NAME		
	CERTIFICATE_NUMBER=	ID NUMBER OF CERTIFICATE OR DOCUMENT		
	ISSUE_DATE=	FORMAT: MM/DD/YYYY		
	EXPIRATION_DATE=	FORMAT: MM/DD/YYYY		
	POC_INFO=	NAME / PHONE NUMBER		
	END_DATA	MUST BE LAST LINE IN BLOCK OF DATA		
<b>REGISTRY - CERTIFICATE OF NATIONALITY</b>	START_DATA	MUST BE FIRST LINE IN EMAIL BODY	<b>CBP147-NNNNNNNREG</b>	<a href="#">REGISTRY</a> 
	AGENCY_CD=COM			
	TRANSMITTER_NAME=	VESSEL AGENCY NAME		
	CERTIFICATE_NUMBER=	ID NUMBER OF CERTIFICATE OR DOCUMENT		
	ISSUE_DATE=	FORMAT: MM/DD/YYYY		
	EXPIRATION_DATE=	OPTIONAL: DELETE ENTIRE LINE IF NO EXP DATE		
	POC_INFO=	NAME / PHONE NUMBER		
	END_DATA	MUST BE LAST LINE IN BLOCK OF DATA		

**Notes:**

\*To: docs@cbp.dhs.gov

\*Subject: CAT=GEN; IMO\_NBR=NNNNNNN; ACTION=ADD

-NNNNNNN represents the IMO number.





+Replace NNNNNNN in the filename, email subject, and email body with your vessel's IMO.

^Characters placed after END\_DATA will be ignored by the DIS server. They may assist you as notes.



## DIS-VECS Quick Reference Card

v2.2, Updated 04/14/2023

Vessel Document	Data Fields <small>(Lines in body of e-mail)</small>	Notes	Attachment File Name <small>(Acceptable file format include: .jpg, .gif, .png, .docx, .xlsx, or .pdf)</small>	Click hyperlink for Desktop Template / Scan QR Code for Mobile Template
<b>TONNAGE CERTIFICATE</b>	START_DATA	MUST BE FIRST LINE IN EMAIL BODY	<b>CBP148-NNNNNNNTON</b>	<a href="#">TONNAGE</a> 
	AGENCY_CD=COM			
	TRANSMITTER_NAME=	VESSEL AGENCY NAME		
	CERTIFICATE_NUMBER=	ID NUMBER OF CERTIFICATE OR DOCUMENT		
	ISSUE_DATE=	FORMAT: MM/DD/YYYY		
	EXPIRATION_DATE=	FORMAT: MM/DD/YYYY		
	GROSS_TONNAGE=	MUST BE NUMERIC, NO MORE THAN 7 DIGITS		
	NET_TONNAGE=	MUST BE NUMERIC, NO MORE THAN 7 DIGITS		
	POC_INFO=	NAME / PHONE NUMBER		
END_DATA	MUST BE LAST LINE IN BLOCK OF DATA			
<b>CERTIFICATE OF FINANCIAL RESPONSIBILITY (PASSENGER DEATH/INJURY)</b>	START_DATA	MUST BE FIRST LINE IN EMAIL BODY	<b>CBP149-NNNNNNNCOFR</b>	<a href="#">CERTIFICATE OF FINANCIAL RESPONSIBILITY</a> 
	AGENCY_CD=COM			
	TRANSMITTER_NAME=	VESSEL AGENCY NAME		
	CERTIFICATE_NUMBER=	ID NUMBER OF CERTIFICATE OR DOCUMENT		
	ISSUE_DATE=	FORMAT: MM/DD/YYYY		
	EXPIRATION_DATE=	FORMAT: MM/DD/YYYY		
	POC_INFO=	NAME / PHONE NUMBER		
	END_DATA	MUST BE LAST LINE IN BLOCK OF DATA		
<b>CONTINUOUS SYNOPSIS RECORD</b>	START_DATA	MUST BE FIRST LINE IN EMAIL BODY	<b>CBP150-NNNNNNNCSR</b>	<a href="#">CONTINUOUS SYNOPSIS RECORD</a> 
	AGENCY_CD=COM			
	TRANSMITTER_NAME=	VESSEL AGENCY NAME		
	ISSUE_DATE=	FORMAT: MM/DD/YYYY		
	POC_INFO=	NAME / PHONE NUMBER		
	END_DATA	MUST BE LAST LINE IN BLOCK OF DATA		
<b>CERTIFICATE OF FINANCIAL RESPONSIBILITY (PASSENGER TRANSPORTATION INDEMNIFICATION)</b>	START_DATA	MUST BE FIRST LINE IN EMAIL BODY	<b>CBP151-NNNNNNNCOFR_PTI</b>	<a href="#">CERTIFICATE OF FINANCIAL RESPONSIBILITY-PTI</a> 
	AGENCY_CD=COM			
	TRANSMITTER_NAME=	VESSEL AGENCY NAME		
	CERTIFICATE_NUMBER=	ID NUMBER OF CERTIFICATE OR DOCUMENT		
	ISSUE_DATE=	FORMAT: MM/DD/YYYY		
	EXPIRATION_DATE=	FORMAT: MM/DD/YYYY		
	POC_INFO=	NAME / PHONE NUMBER		
	END_DATA	MUST BE LAST LINE IN BLOCK OF DATA		

**Notes:**

\*To: docs@cbp.dhs.gov

\*Subject: CAT=GEN; IMO\_NBR=NNNNNNN; ACTION=ADD

-NNNNNNN represents the IMO number.


+Replace NNNNNNN in the filename, email subject, and email body with your vessel's IMO.

^Characters placed after END\_DATA will be ignored by the DIS server. They may assist you as notes.



## DIS-VECS Quick Reference Card

v2.2, Updated 04/14/2023

Vessel Document	Data Fields <small>(Lines in body of e-mail)</small>	Notes	Attachment File Name <small>(Acceptable file format include: .jpg, .gif, .png, .docx, .xlsx, or .pdf)</small>	Click hyperlink for Desktop Template / Scan QR Code for Mobile Template
<b>CERTIFICATE OF DOCUMENTATION</b>	START_DATA	MUST BE FIRST LINE IN EMAIL BODY	<b>CBP152-NNNNNNNCOD</b>	<a href="#">CERTIFICATE OF DOCUMENTATION</a> 
	AGENCY_CD=COM			
	TRANSMITTER_NAME=	VESSEL AGENCY NAME		
	CERTIFICATE_NUMBER=	ID NUMBER OF CERTIFICATE OR DOCUMENT		
	ISSUE_DATE=	FORMAT: MM/DD/YYYY		
	EXPIRATION_DATE=	FORMAT: MM/DD/YYYY		
	POC_INFO=	NAME / PHONE NUMBER		
	END_DATA	MUST BE LAST LINE IN BLOCK OF DATA		

**Notes:**

**\*To: docs@cbp.dhs.gov**

**\*Subject: CAT=GEN; IMO\_NBR=NNNNNNN; ACTION=ADD**

**-NNNNNNN represents the IMO number.**

**+Replace NNNNNNN in the filename, email subject, and email body with your vessel's IMO.**

**^Characters placed after END\_DATA will be ignored by the DIS server. They may assist you as notes.**